
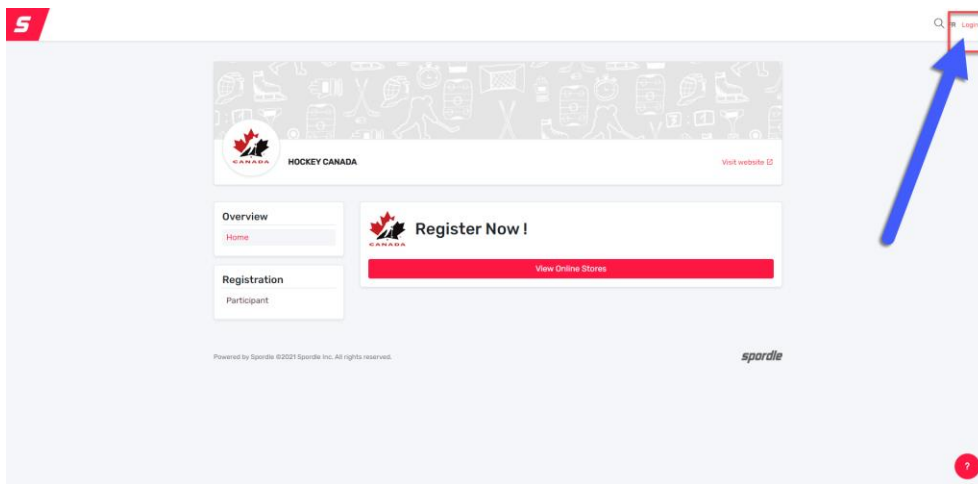




## How to find your Hockey Canada ID

If you're unsure what your athlete's Hockey Canada Identification Number (HCIN) is, you can search for it on Hockey Canada's NEW HCR website found here: <https://account.spordle.com/login>

Hockey Canada recently upgrade the Hockey Canada Registry so there's a completely new interface to it. IF you haven't already created your account in the NEW HCR Spordle, you'll need to do it now. If you have created it already, scroll down to the section about linking your athlete's IDs (and yours if you have one) to your account. Click on "Login" in the top right corner of the page, then click "Sign up".





Fill out this entire form with your name, a password that includes letters, numbers, and symbols, and click Sign up.

< Back to login  
**spordle** My Account  
Sign up  
Email  
parent@hockey.ca  
First name  
Last name  
Password  
Confirm password  
English  
Sign up →  
Already have an account? Sign in

You will then see this verification page to ensure you have a legitimate email address.

< Back to login  
**spordle** My Account  
Please enter the verification code sent to  
parent@hockey.ca  
Verify  
You did not receive an email? Send Email

Open your email (the same one you entered in the form on the previous page) and copy the 6 digit code so you can paste it into the first box on the verification page (it will put the numbers in all the correct boxes).

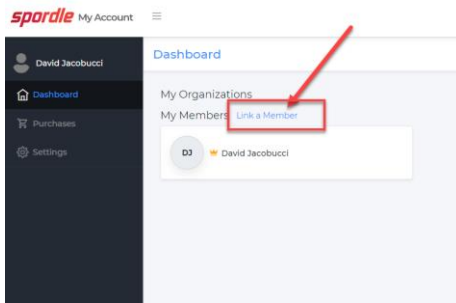
Read the Terms & Conditions and if you agree to them, click on “I agree”.

Hockey Canada Registry  
Terms and conditions  
Please read and accept the following terms and conditions of use before proceeding.  
Spordle Terms of Use  
Terms and Conditions  
User Agreement  
By clicking the "I Agree" checkbox or by accessing, browsing or using the Platform, you agree to be bound by these Terms of Service and any related policies or guidelines, including any subsequent amendments or modifications.  
If you do not agree to all of the Terms and Conditions, then you understand that you will not be permitted to use Spordle My Account, and you agree to click the "CANCEL AND QUIT" button.  
1. User  
Decline & exit I agree ✓  
Powered by spordle My Account



You now have your own account in the NEW HCR 3.0! Now you want link your athlete's profiles to your account so you can see their accounts and most importantly, their HCR# (Hockey Canada Registration Number is the same as their HCID or Hockey Canada Hockey ID Number).

Click on "Link a Member"



Fill in the name and Date of Birth and click on

Link a member

Search a member in HCR

First Name \*      Last Name \*

Date of Birth \*

or

HCR Number  
ex: 4563485965

Search      Cancel

If you entered the correct info in the fields (and Hockey Canada has their correct info), your athlete should show up like this:

Link a member

Search a member in HCR

First Name \*      Last Name \*  
[redacted]      Jacobucci

Date of Birth \*  
20[redacted]

or

HCR Number  
ex: 4563485965

Existing profiles

[redacted]      [redacted]      Link this member

Search      Cancel



Click on “Link this member” to add their profile into your account. DO THIS FOR ALL YOUR ATHLETES!!

**spordle** My Account ☰

Now that you have linked all your athlete's to your Spordle account, double click on their HCR#s to paste it into their TeamSnap registration form.

#### Sport Info

\* Hockey Canada Hockey ID 

If you have any questions, please contact [registrar@burnabymminor.com](mailto:registrar@burnabymminor.com).